

## COMPANY PROFILE

Stock Ticker	KOSDAQ 036930
Fiscal 2023 Revenue	284.7 Wbn
Founded	APR. 13, 1993
Headquarters	Gwangju, Gyeonggi, R.O.K
R&D Center	Yongin, Gyeonggi, R.O.K
Founder & CEO	Chul Joo, Hwang



## BUSINESS AREA

### SEMICONDUCTOR

### DISPLAY(LCD&OLED)

### SOLAR CELL



### Memory & Non-Memory

### LCD & OLED

### HJT / Perovskite / Tandem



### APPLICATION

- High-K
- Metal
- SiO / SiOC / SiON
- SiN / SiBN
- Oxidation
- Nitridation

### APPLICATION

- Barrier/Buffer
- TFT(LTPS / Oxide)
- Encapsulation
- TSP

### APPLICATION

- Turnkey Solution
- PE CVD
- RIE

# FINANCIAL FUNDAMENTALS

## FINANCIAL STATEMENTS (Non-consolidated)

### INCOME STATEMENT (Wbn)

	2023	2022	2021
Net Sales	284.7	437.8	377.0
Operating Income	28.9	124.4	102.0
- Ratio(%)	10.2	28.4	27.1
Net Income	35.8	106.7	144.9
- Ratio(%)	12.6	24.4	38.4

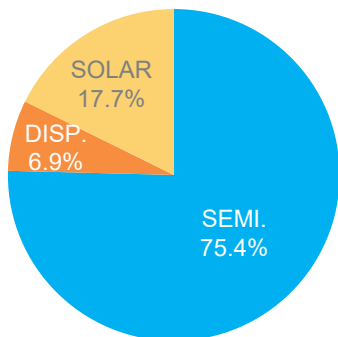
### BALANCE SHEET (Wbn)

Total assets	804.6	832.4	711.1
Total Liabilities	289.2	348.8	343.0
Total Stockholders' Equity	515.4	483.6	368.1

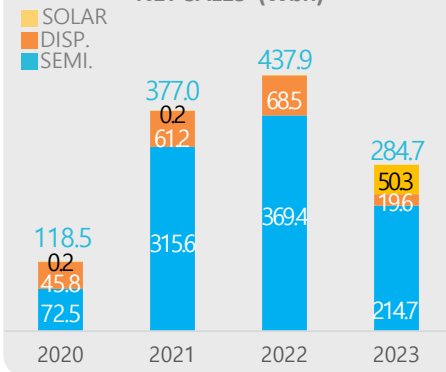
### CASH FLOW (Wbn)

Cash flows from operating activities	10.2	100.7	111.3
Cash flows from investing activities	(10.2)	(48.4)	7.0
Cash flows from financing activities	(10.2)	(48.4)	(18.0)
Net increase(decrease) in cash and cash equivalents	(10.1)	3.9	100.2
Cash and cash equivalents at beginning of year	120.3	118.8	17.6
Cash Asset Exchange Rate Effectiveness	0.1	(2.4)	1.0
Cash and cash equivalents at end of year	110.3	120.3	118.8

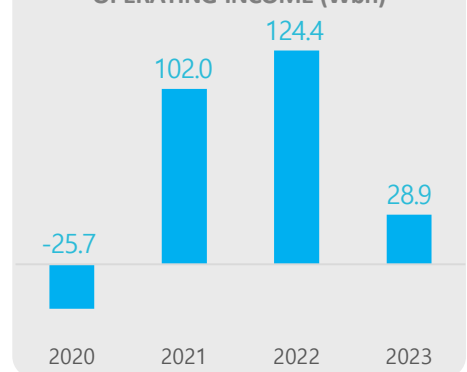
### FY2023 SALES BY SEGMENT



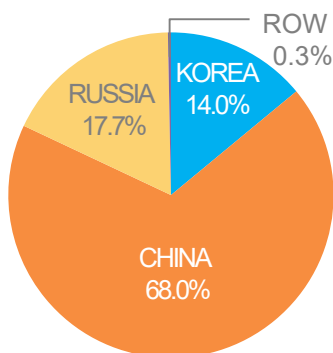
### NET SALES (Wbn)



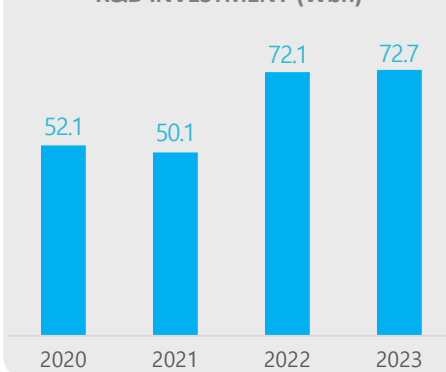
### OPERATING INCOME (Wbn)



### FY2023 SALE BY GEOGRAPHY



### R&D INVESTMENT (Wbn)



### INTEREST-BEARING DEBT (Wbn)

